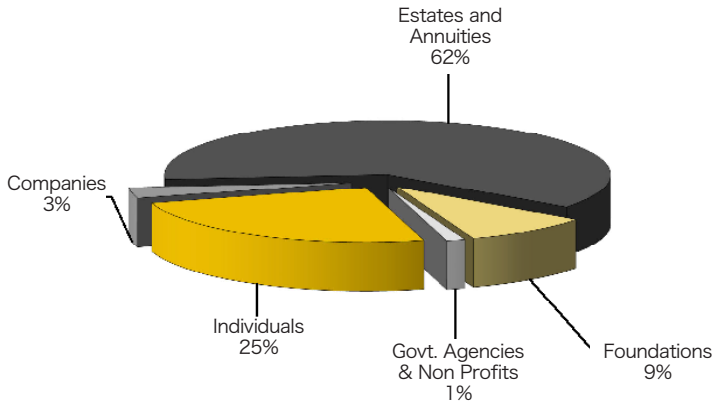


# FHSU Foundation

## Financial Report 2019-2020

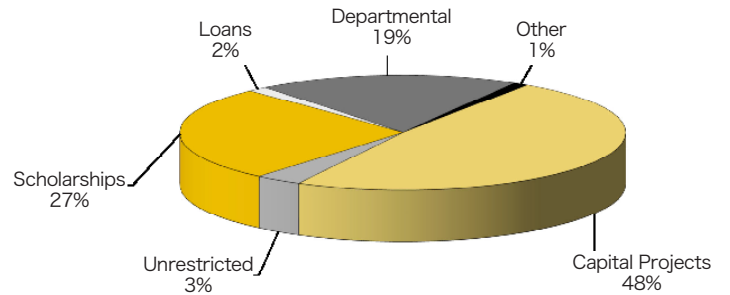
### DONORS OF GIFTS

\$13.91 Million — 5,638 Donors

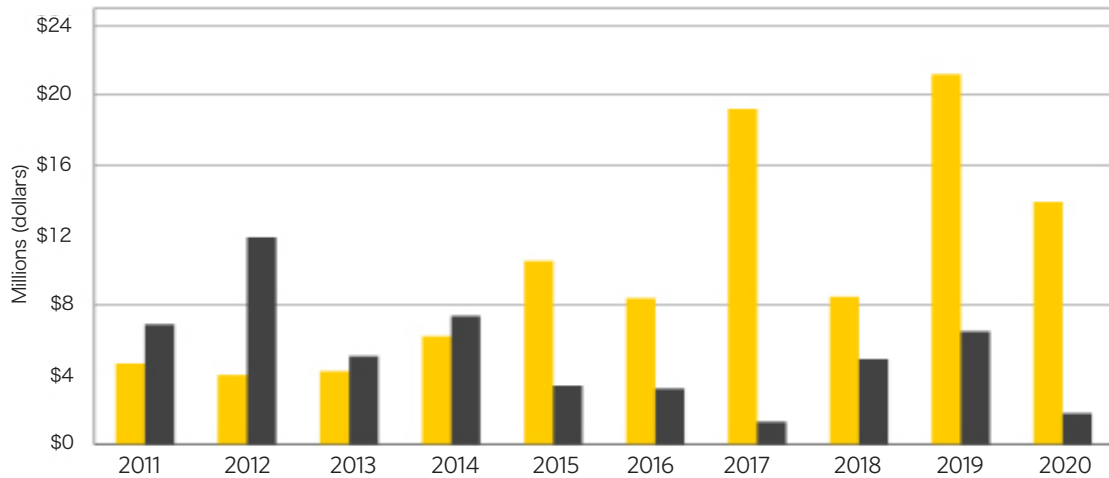
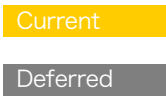


### PURPOSE OF GIFTS

\$13.91 Million — 5,638 Donors



### TOTAL GIFTS RECEIPTED & DEFERRED GIFTS



We gratefully acknowledge the support given by FHSU alumni, friends, faculty, staff and students.

The FHSU Foundation's statistics published here represent its financial standing as of **June 30, 2020**, the end of the most current fiscal year.

An honor roll of every donor from whom a gift was received between July 1, 2019 and June 30, 2020, is available on the Foundation website under the link "Impact" at <https://foundation.fhsu.edu>.

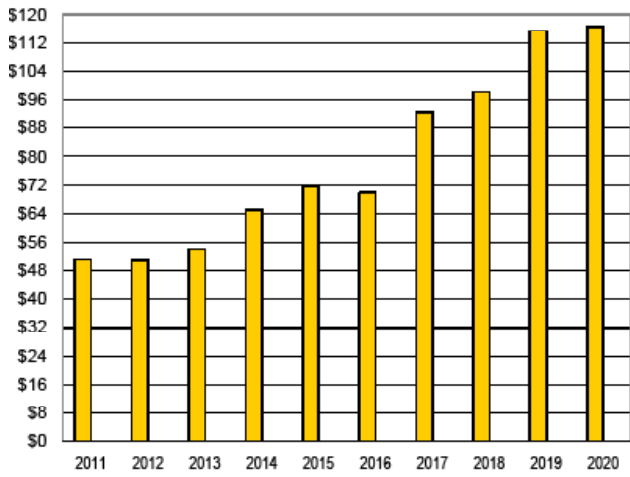
## STATEMENT OF ASSETS, LIABILITIES & NET ASSETS (Prepared on a cash basis)

<b>Assets</b>	<b>June 30, 2020</b>	<b>June 30, 2019</b>	<b>June 30, 2018</b>
Cash	\$ 181,055	\$ 77,264	\$ 72,588
Investments at Market	102,608,616	103,038,364	89,359,439
Student Loan Program	233,050	126,682	135,493
Art & Coin Collection	166,274	232,451	159,194
Land, Buildings, and Equipment, Net	13,188,817	11,064,768	7,461,673
Other Investments	546,498	636,013	730,358
Other Assets	210,056	235,724	375,095
<b>Total Assets</b>	<b>\$ 117,134,366</b>	<b>\$ 115,411,266</b>	<b>\$ 92,293,840</b>
<b>Liabilities &amp; Net Assets</b>			
Liabilities	\$ 630,503	\$ 692,698	\$ 682,889
Net Assets	116,503,863	114,718,568	97,610,951
<b>Total Liabilities &amp; Net Assets</b>	<b>\$ 117,134,366</b>	<b>\$ 115,411,266</b>	<b>\$ 98,293,840</b>

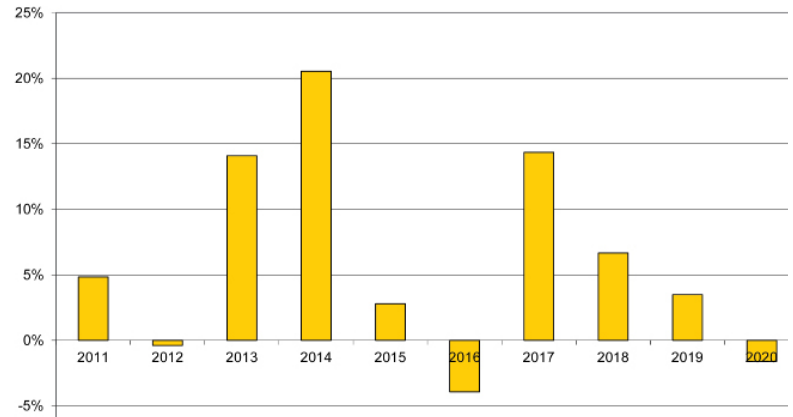
## STATEMENT OF REVENUES AND EXPENSES (Prepared on a cash basis)

<b>Revenues &amp; Gains</b>	<b>June 30, 2020</b>	<b>June 30, 2019</b>	<b>June 30, 2018</b>
Contributions			
Major Gifts	\$ 3,648,949	\$ 7,537,453	\$ 4,027,503
Bequests and Planned Gifts	8,569,215	11,919,092	2,707,281
Annual and Other	1,695,762	1,753,406	1,727,839
Total Contributions	13,913,926	21,209,951	8,462,623
Investment Return	(910,367)	2,996,737	5,398,937
Other Revenues	1,623,224	1,540,860	721,411
<b>Total Revenues</b>	<b>\$ 14,626,783</b>	<b>\$ 25,747,548</b>	<b>\$ 14,582,971</b>
<b>Expenses</b>			
Scholarships	\$ 2,747,094	\$ 2,541,725	\$ 2,334,456
Other University Support	6,829,397	3,307,634	3,729,394
Foundation Operating Expenses	2,326,708	2,290,403	1,987,642
Campaign Expenses	26,063	33,874	83,568
Other	912,226	466,295	276,375
<b>Total Expenses</b>	<b>\$ 12,841,488</b>	<b>\$ 8,639,931</b>	<b>\$ 8,411,435</b>
Net Change for the Year	1,785,295	17,107,617	6,171,536
Net Assets at Beginning of Year	114,718,568	97,610,951	91,439,415
Net Assets at End of Year	<b>\$ 116,503,863</b>	<b>\$ 114,718,568</b>	<b>\$ 97,610,951</b>

## GROWTH OF ASSETS



## LONG-TERM INVESTMENT PERFORMANCE



## PROGRAM SUPPORT AND SCHOLARSHIPS

