

FORT HAYS STATE UNIVERSITY FOUNDATION

# FINANCIAL REPORT

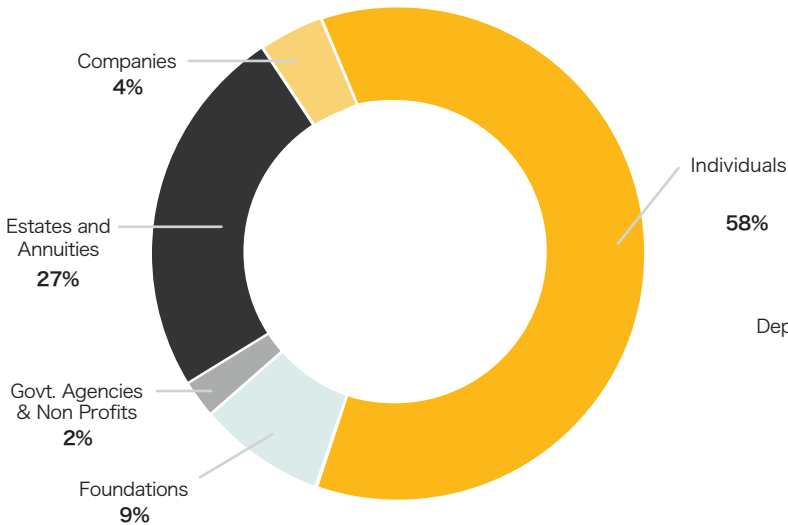
---

JULY 1, 2020 - JUNE 30, 2021



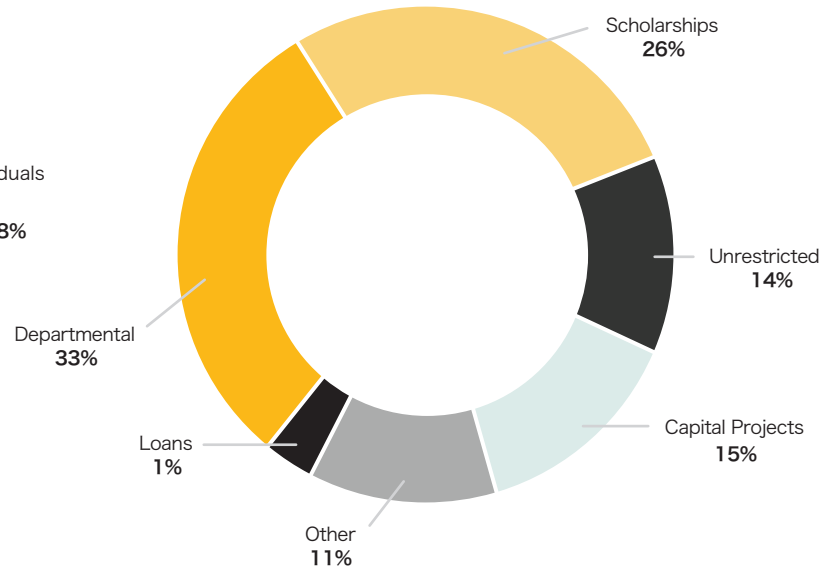
## DONORS OF GIFTS

\$11.97 Million — 5,912 Donors



## PURPOSE OF GIFTS

\$11.97 Million — 5,912 Donors

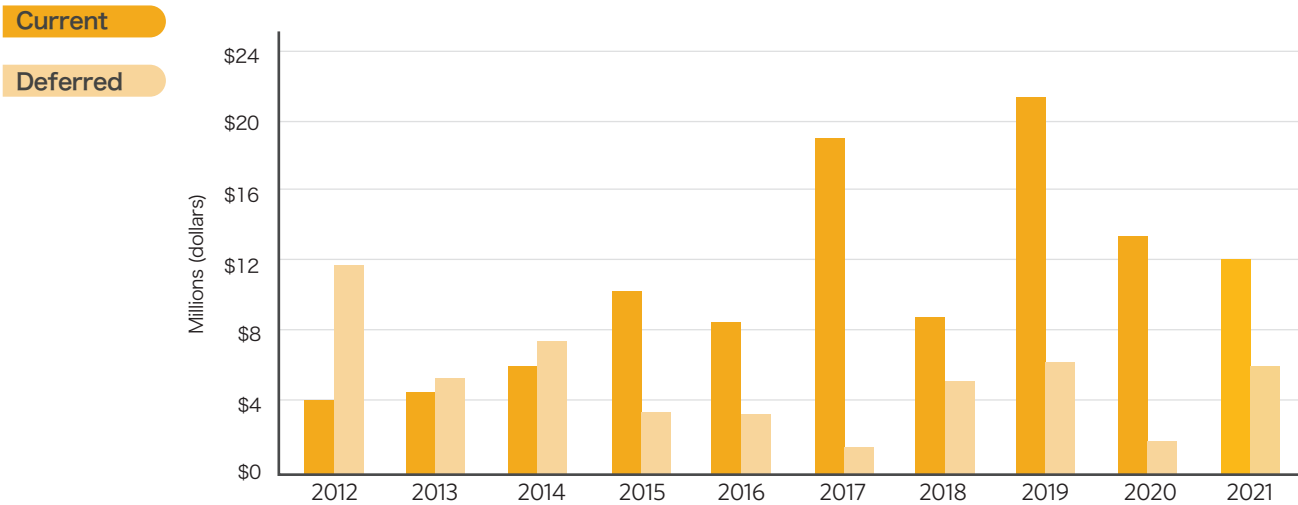


**We gratefully acknowledge the support given by FHSU alumni, friends, faculty, staff and students.**

**The FHSU Foundation's statistics published here represent its financial standing as of June 30, 2021, the end of the most current fiscal year.**

**An honor roll of every donor from whom a gift was received between July 1, 2020 and June 30, 2021, is available on the Foundation website under the link "Impact" at <https://foundation.fhsu.edu>.**

## TOTAL GIFTS RECEIPTED & DEFERRED GIFTS



“ Generous contributions and a strong investment return in fiscal year 2021 led to more than \$6.6 million in scholarships and program support. We are beyond grateful for your generosity, which is not only impacting today’s students, but will extend to future generations of Tigers. ”

**- Jason Ball**

FHSU Foundation CFO



## STATEMENT OF ASSETS, LIABILITIES & NET ASSETS (Prepared on a cash basis)

<b>Assets</b>	<b>June 30, 2021</b>	<b>June 30, 2020</b>
Cash	\$ 185,856	\$ 181,055
Investments at Market	128,982,418	102,608,616
Student Loan Program	220,941	233,050
Art & Coin Collection	166,734	166,274
Land, Buildings, and Equipment, Net	15,637,200	13,188,817
Other Investments	510,092	546,498
Other Assets	231,674	210,056
<b>Total Assets</b>	<b>\$ 145,934,915</b>	<b>\$ 117,134,366</b>

### **Liabilities & Net Assets**

Liabilities	\$ 448,426	\$ 630,503
Net Assets	145,486,489	116,503,863
<b>Total Liabilities &amp; Net Assets</b>	<b>\$ 145,934,915</b>	<b>\$ 117,134,366</b>

## STATEMENT OF REVENUES AND EXPENSES (Prepared on a cash basis)

### **Revenues & Gains**

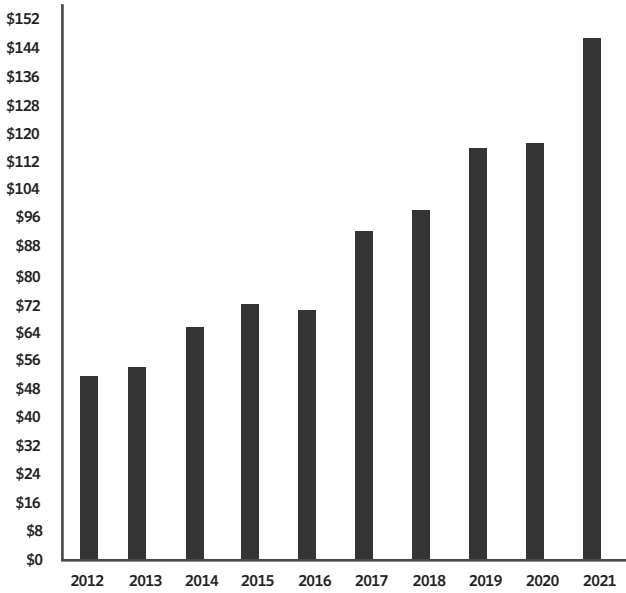
	<b>June 30, 2021</b>	<b>June 30, 2020</b>
Contributions		
Major Gifts	\$ 6,962,627	\$ 3,648,949
Bequests and Planned Gifts	3,289,072	8,569,215
Annual and Other	<u>1,718,560</u>	<u>1,695,762</u>
Total Contributions	11,970,259	13,913,926
Investment Return	25,354,354	(910,367)
Other Revenues	<u>1,347,912</u>	<u>1,623,224</u>
<b>Total Revenues</b>	<b>\$ 38,672,525</b>	<b>\$ 14,626,783</b>

### **Expenses**

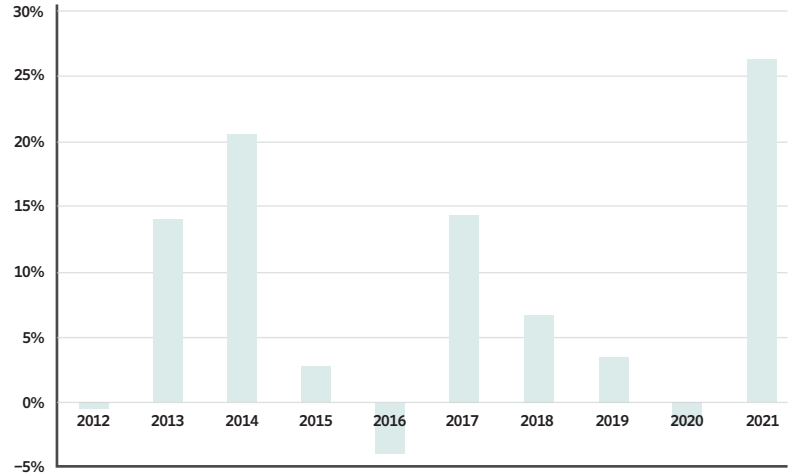
Scholarships	\$ 2,806,602	\$ 2,747,094
Other University Support	3,864,334	6,829,397
Foundation Operating Expenses	2,656,444	2,326,708
Campaign Expenses	17,511	26,063
Other	<u>769,785</u>	<u>912,226</u>
<b>Total Expenses</b>	<b>\$ 10,114,676</b>	<b>\$ 12,841,488</b>

Net Change for the Year	28,982,626	1,785,295
Net Assets at Beginning of Year	116,503,863	114,718,568
Net Assets at End of Year	<b>\$ 145,486,489</b>	<b>\$ 116,503,863</b>

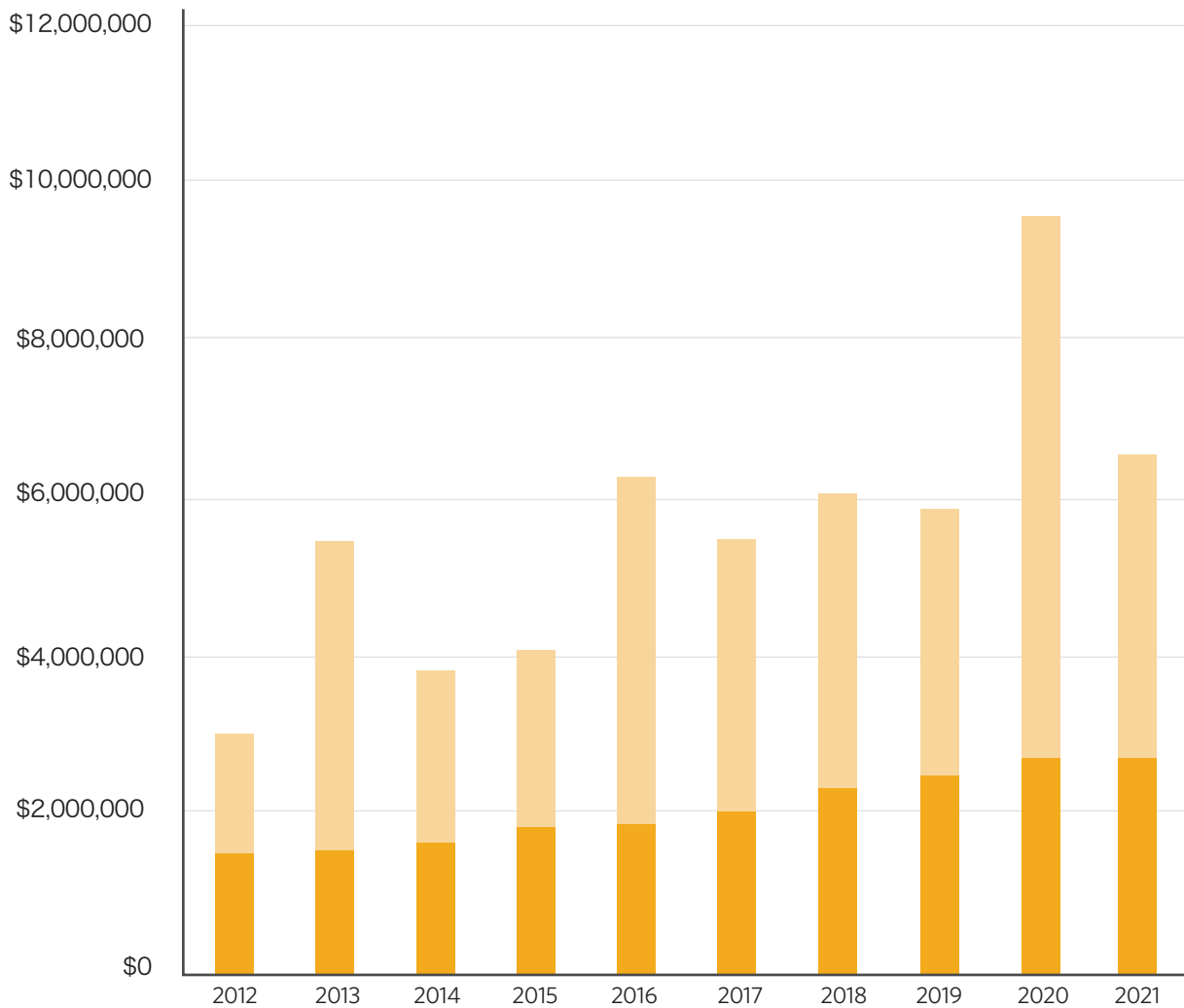
## GROWTH OF ASSETS



## LONG-TERM INVESTMENT PERFORMANCE



## PROGRAM SUPPORT AND SCHOLARSHIPS



Program Support

Scholarships

\* 2013 & 2016 Program support high due to payment of capital projects

(785) 628-5620 | [foundation@fhsu.edu](mailto:foundation@fhsu.edu) | <https://foundation.fhsu.edu>