

FORT HAYS STATE UNIVERSITY FOUNDATION

FINANCIAL REPORT

JULY 1, 2021 - JUNE 30, 2022

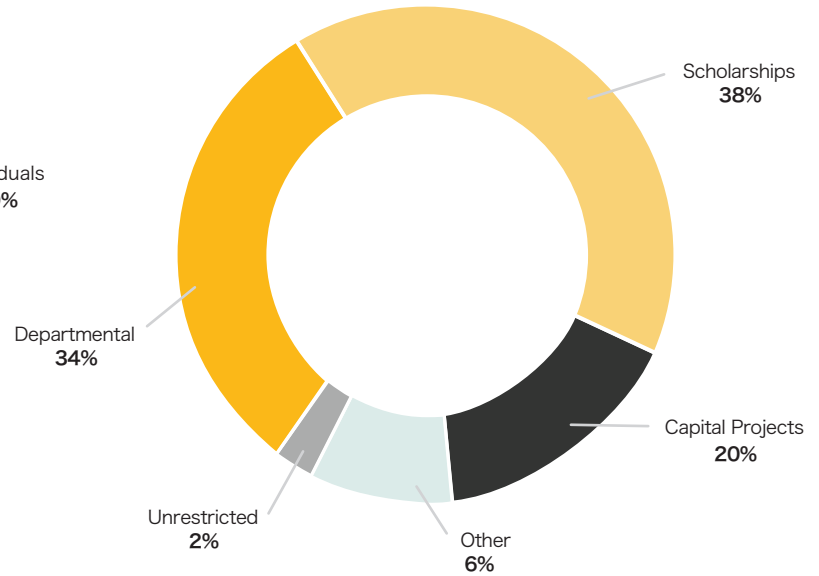
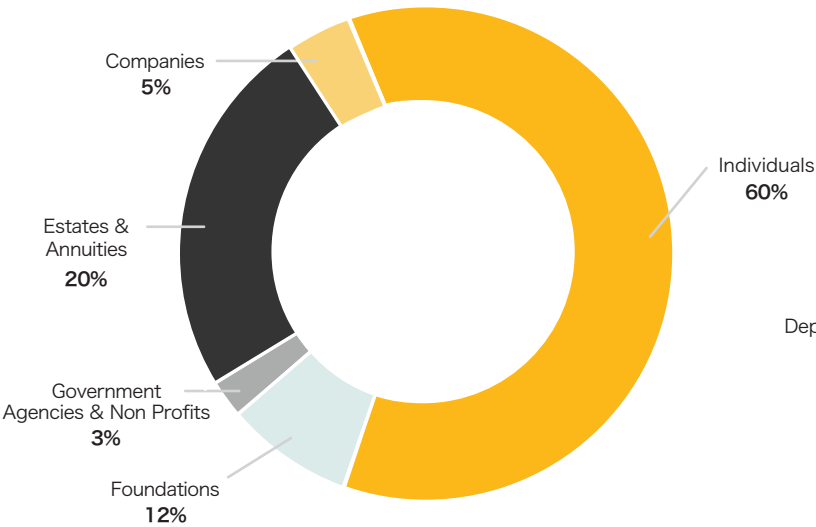


DONORS OF GIFTS

\$12.84 Million — 5,699 Donors

PURPOSE OF GIFTS

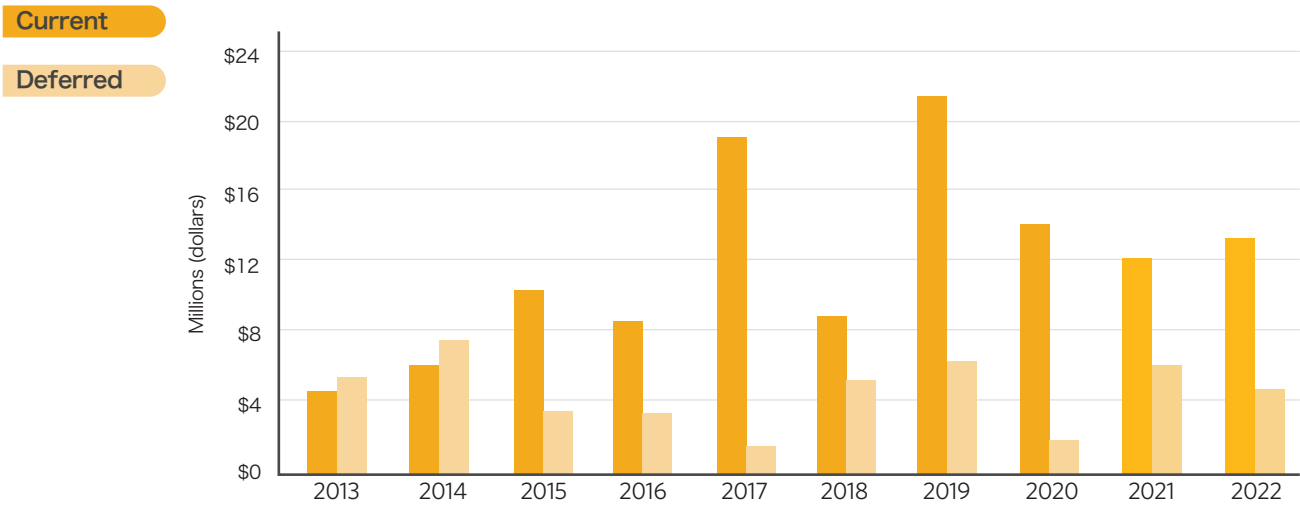
\$12.84 Million — 5,699 Donors



We gratefully acknowledge the support given by FHSU alumni, friends, faculty, staff and students.

The FHSU Foundation's statistics published here represent its financial standing as of June 30, 2022, the end of the most current fiscal year.

TOTAL GIFTS RECEIPTED & DEFERRED GIFTS



“ Despite challenging and uncertain markets throughout fiscal year 2022, the Foundation exceeded the prior year’s overall fundraising totals, the endowment distributed and made available \$1,564,235 to campus funds, and most importantly more than \$3 million dollars in scholarships were awarded to students on campus and online. The Foundation’s commitment to sustainable and consistent support to Fort Hays State University was displayed over this past fiscal year and is a result of thoughtful and strategic investment and distribution policies. ”

- Jason Ball

FHSU Foundation CFO



STATEMENT OF ASSETS, LIABILITIES & NET ASSETS (Prepared on a cash basis)

Assets	June 30, 2022	June 30, 2021	June 30, 2020
Cash	\$ 595,776	\$ 185,856	\$ 181,055
Investments at Market	123,552,747	128,982,418	102,608,616
Student Loan Program	243,520	220,941	233,050
Art & Coin Collection	164,862	166,734	166,274
Land, Buildings, and Equipment, Net	12,372,338	15,637,200	13,188,817
Other Investments	379,929	510,092	546,498
Other Assets	190,155	231,674	210,056
Total Assets	\$ 137,499,327	\$ 145,934,915	\$ 117,134,366

Liabilities & Net Assets

Liabilities	\$ 310,350	\$ 448,426	\$ 630,503
Net Assets	137,188,977	145,486,489	116,503,863
Total Liabilities & Net Assets	\$ 137,499,327	\$ 145,934,915	\$ 117,134,366

STATEMENT OF REVENUES AND EXPENSES (Prepared on a cash basis)

Revenues & Gains

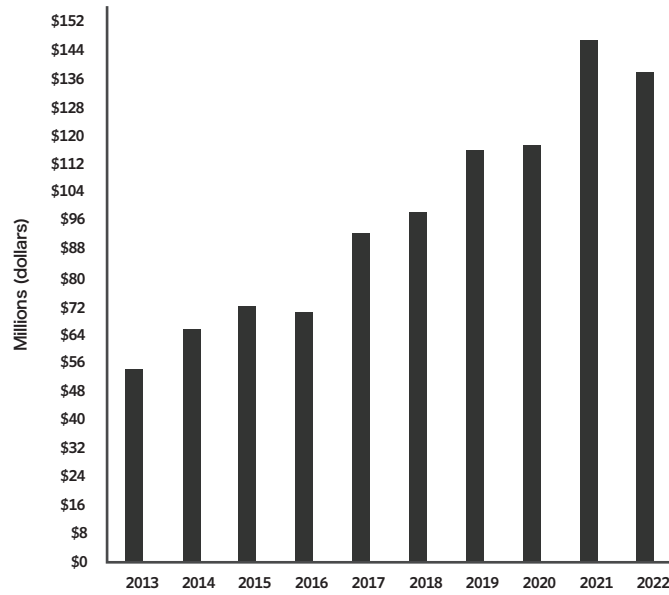
	June 30, 2022	June 30, 2021	June 30, 2020
Contributions			
Major Gifts	\$ 8,369,335	\$ 6,962,627	\$ 3,648,949
Bequests and Planned Gifts	2,559,737	3,289,072	8,569,215
Annual and Other	1,915,026	1,718,560	1,695,762
Total Contributions	12,844,098	11,970,259	13,913,926
Investment Return	(13,150,151)	25,354,354	(910,367)
Other Revenues	1,874,534	1,347,912	1,623,224
Total Revenues	\$ 1,568,481	\$ 38,672,525	\$ 14,626,783

Expenses

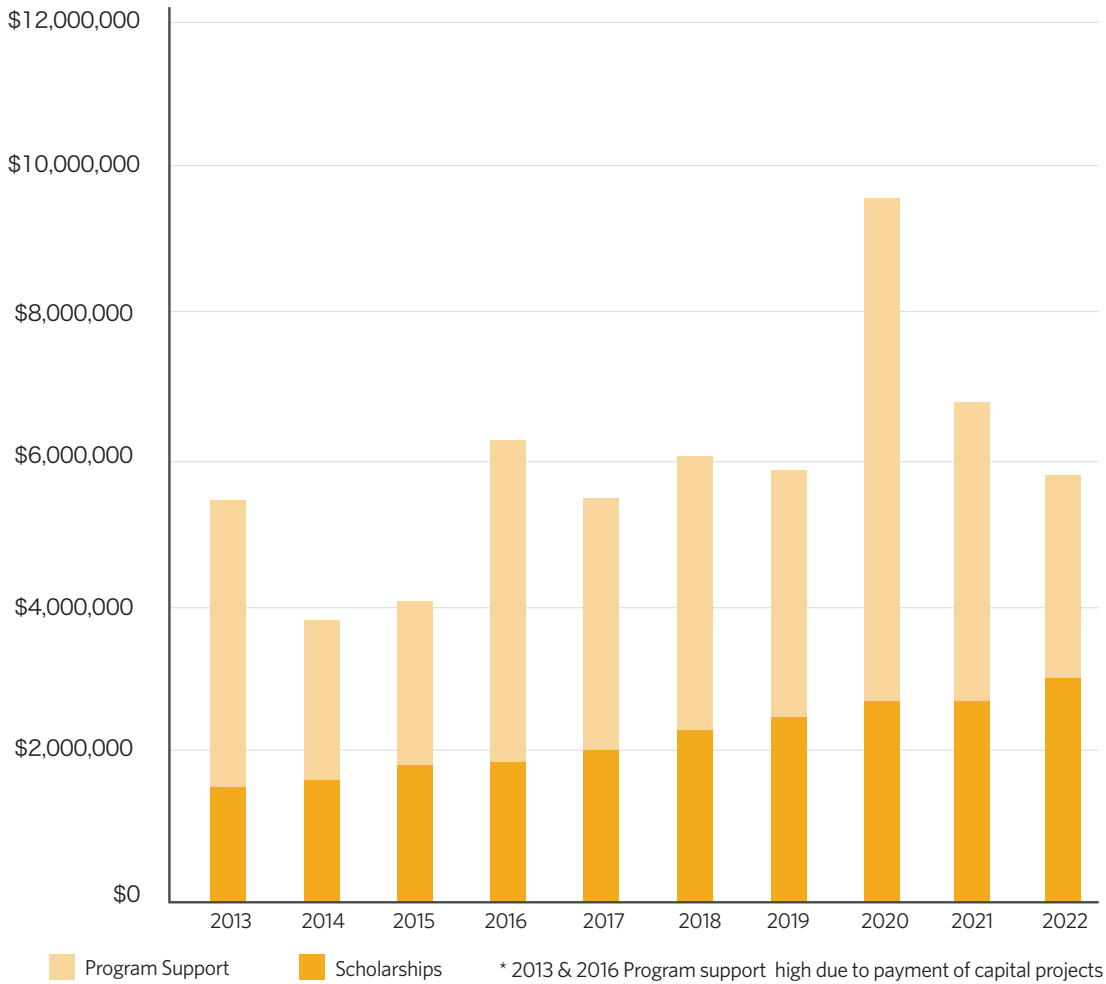
Scholarships	\$ 3,017,539	\$ 2,806,602	\$ 2,747,094
Other University Support	2,896,855	3,864,334	6,829,397
Foundation Operating Expenses	2,884,175	2,656,444	2,326,708
Campaign Expenses	—	17,511	26,063
Other	934,774	769,785	912,226
Total Expenses	\$ 9,733,343	\$ 10,114,676	\$ 12,841,488

Net Change for the Year	(8,297,512)	28,982,626	1,785,295
Net Assets at Beginning of Year	145,486,489	116,503,863	114,718,568
Net Assets at End of Year	\$ 137,188,977	\$ 145,486,489	\$ 116,503,863

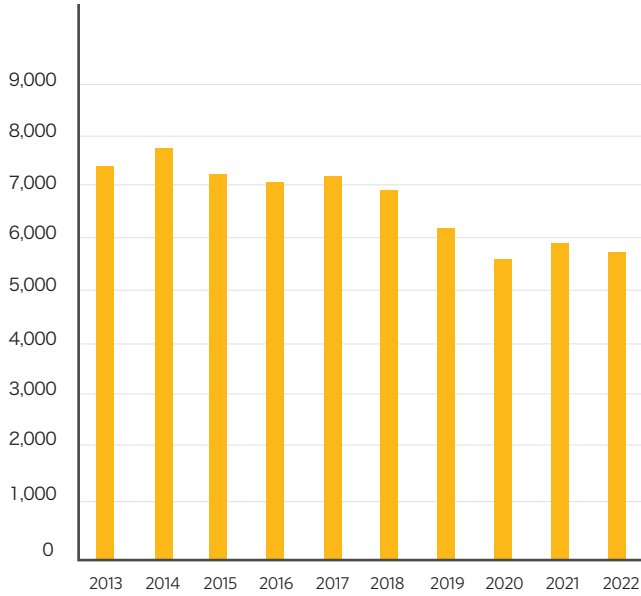
GROWTH OF ASSETS



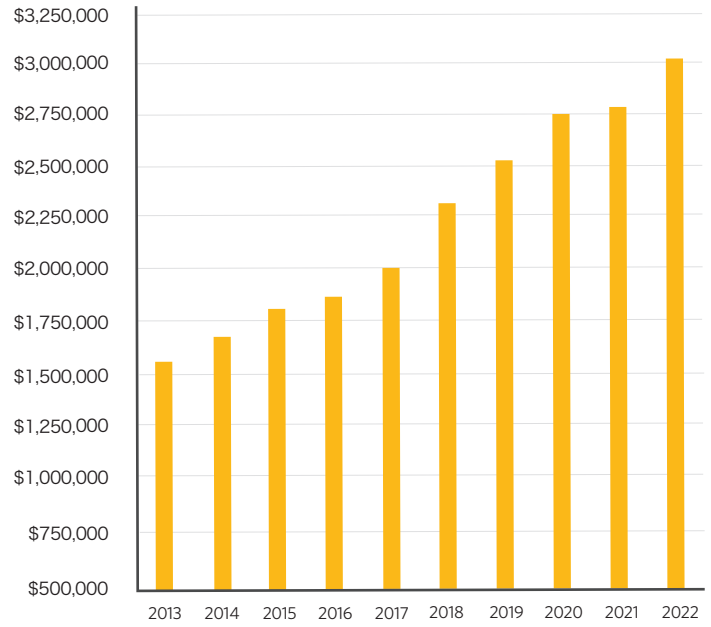
FOUNDATION SCHOLARSHIPS & UNIVERSITY SUPPORT



NUMBER OF DONORS



SCHOLARSHIPS



SCHOLARSHIP ALLOCATION

