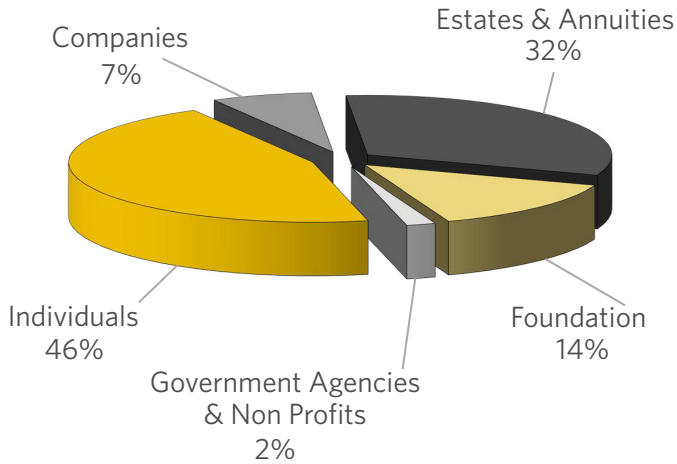


FHSU Foundation

Financial Report 2017-2018

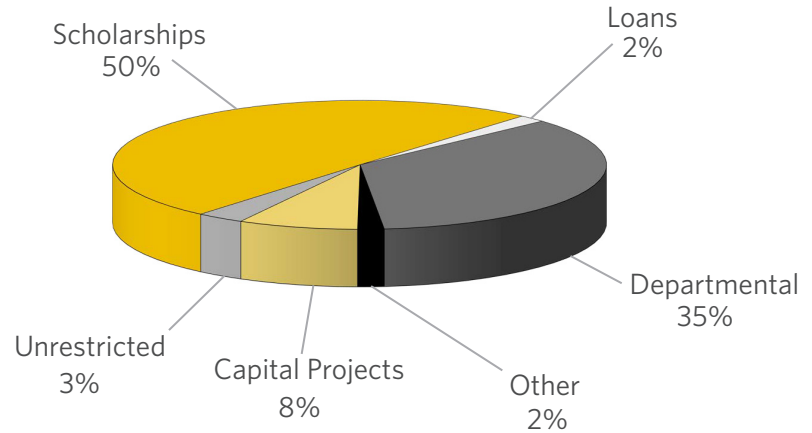
DONORS OF GIFTS

\$8.463 Million — 6,940 Donors



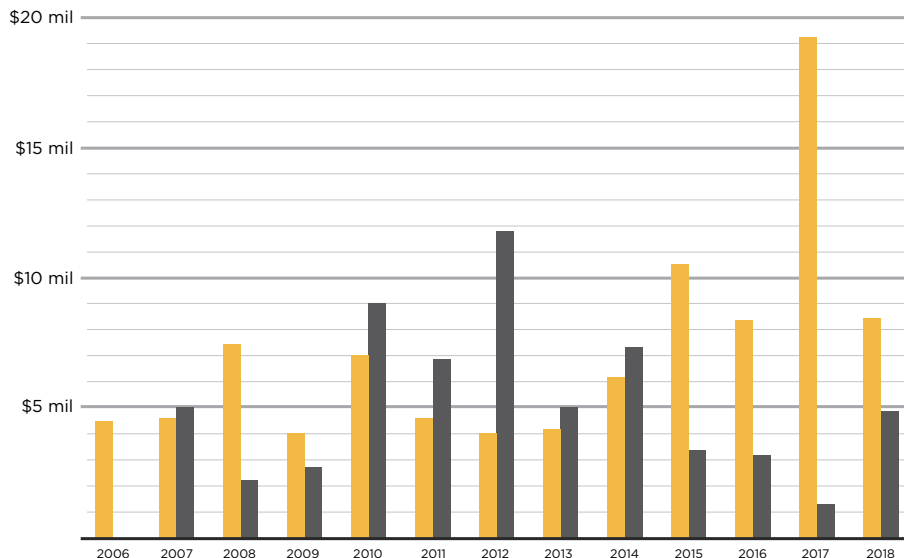
PURPOSE OF GIFTS

\$8.463 Million — 6,940 Donors



TOTAL GIFTS RECEIPTED & DEFERRED GIFTS (since first year of record)

Current Deferred



We gratefully acknowledge the support given by FHSU alumni, friends, faculty, staff and students.

The FHSU Foundation's statistics published here represent its financial standing as of **June 30, 2018**, the end of the most current fiscal year.

An honor roll of every donor from whom a gift was received between **July 1, 2017** and **June 30, 2018**, is available on the Foundation website under the link "Donor Recognition" at <https://foundation.fhsu.edu>.

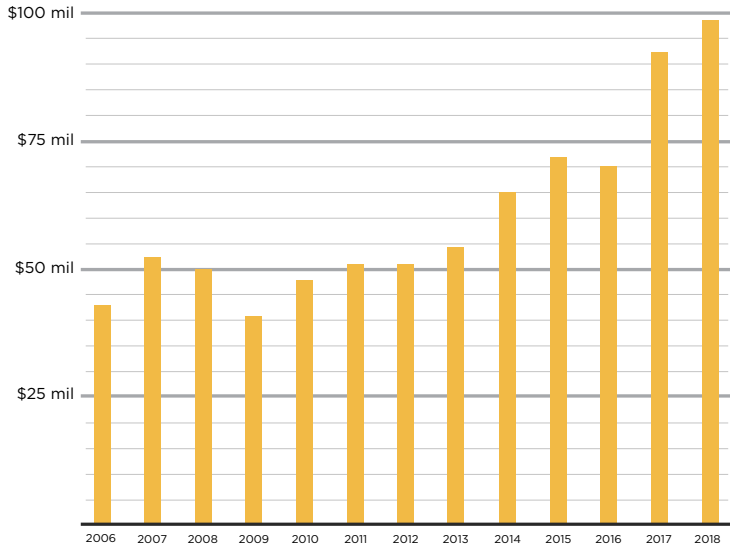
STATEMENT OF ASSETS, LIABILITIES & NET ASSETS (Prepared on a cash basis)

Assets	June 30, 2018	June 30, 2017	June 30, 2016
Cash	\$ 72,588	\$ 103,679	\$ 49,972
Investments at Market	89,359,439	82,946,646	63,376,294
Student Loan Program	135,493	159,742	157,845
Art & Coin Collection	159,194	170,301	165,501
Land, Buildings, and Equipment, Net	7,461,673	7,579,204	4,719,369
Other Investments	730,358	824,702	919,046
Other Assets	375,095	372,638	365,469
Total Assets	\$ 98,293,840	\$ 92,156,912	\$ 69,753,496
Liabilities & Net Assets			
Liabilities	\$ 682,889	\$ 717,497	\$ 731,047
Net Assets	97,610,951	91,439,415	69,022,449
Total Liabilities & Net Assets	\$ 98,293,840	\$ 92,156,912	\$ 69,753,496

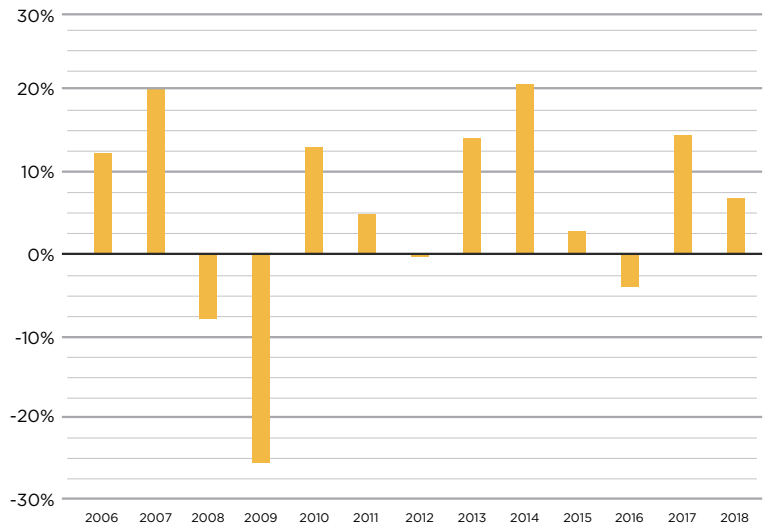
STATEMENT OF REVENUES AND EXPENSES (Prepared on a cash basis)

Revenues & Gains	June 30, 2018	June 30, 2017	June 30, 2016
Contributions			
Major Gifts	\$ 4,027,503	\$ 7,404,825	\$ 2,958,735
Bequests and Planned Gifts	2,707,281	10,057,010	3,762,591
Annual and Other	1,727,839	1,763,753	1,649,796
Total Contributions	8,462,623	19,225,588	8,371,122
Investment Return	5,398,937	9,220,239	<2,513,398>
Other Revenues	721,411	1,704,900	570,625
Total Revenues	\$ 14,582,971	\$ 30,150,727	\$ 6,428,349
Expenses			
Scholarships	\$ 2,334,456	\$ 2,002,228	\$ 1,887,322
Other University Support	3,729,394	3,505,634	4,417,934
Foundation Operating Expenses	1,953,749	1,850,301	1,720,159
Campaign Expenses	83,568	61,210	61,370
Campus Call Expenses	33,893	38,202	39,269
Other	276,375	276,186	239,026
Total Expenses	\$ 8,411,435	\$ 7,733,761	\$ 8,365,080
Net Change for the Year	\$ 6,171,536	\$ 22,416,966	\$ <1,936,731>
Net Assets at Beginning of Year	91,439,415	69,022,449	70,959,180
Net Assets at End of Year	97,610,951	91,439,415	69,022,449

GROWTH OF ASSETS



LONG-TERM INVESTMENT PERFORMANCE



FUND EXPENDITURES AND SCHOLARSHIPS

