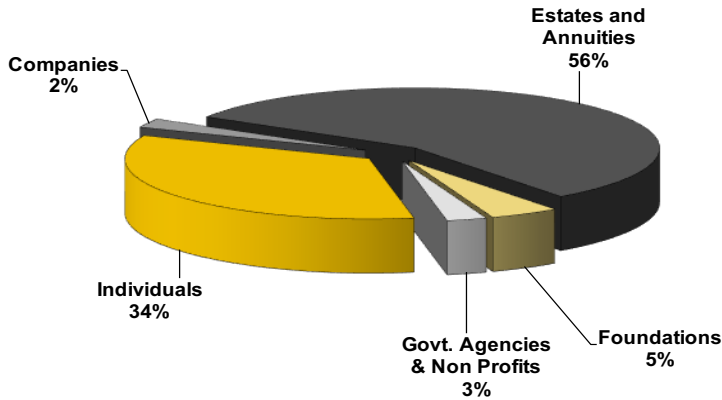


FHSU Foundation

Financial Report 2018-2019

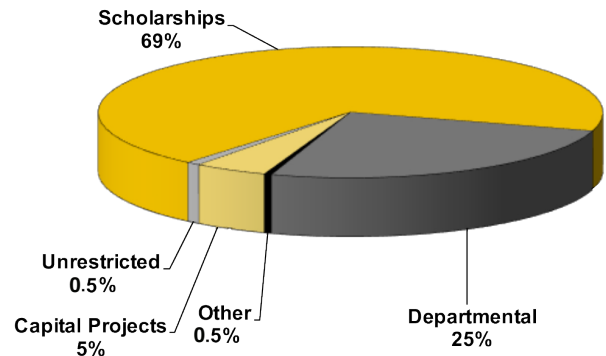
DONORS OF GIFTS

\$21.21 Million — 6,288 Donors



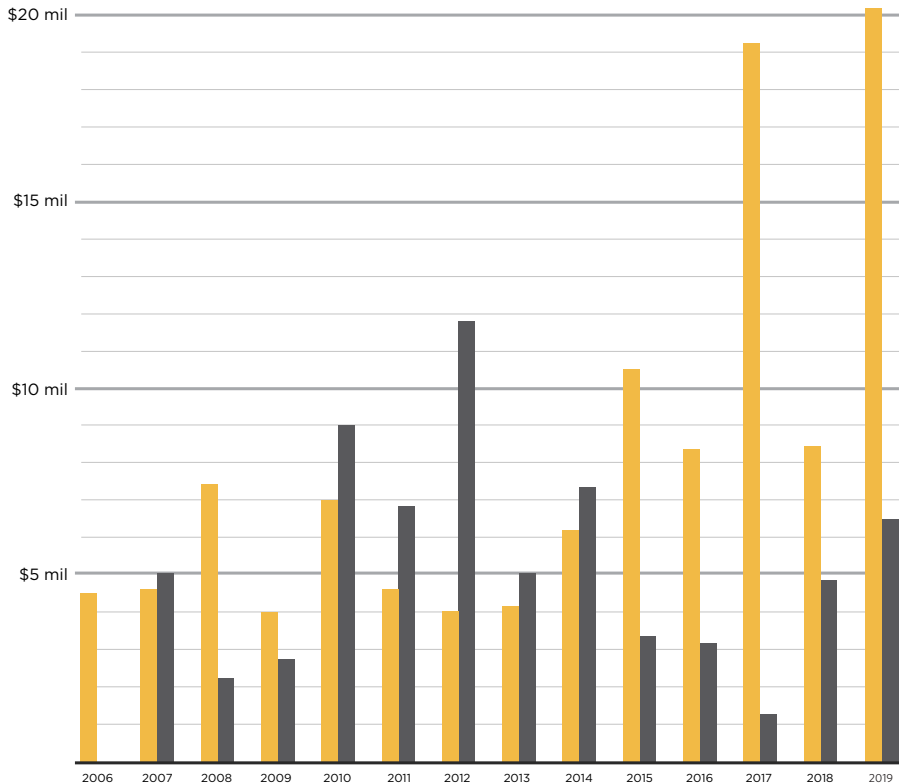
PURPOSE OF GIFTS

\$21.21 Million — 6,288 Donors



TOTAL GIFTS RECEIPTED & DEFERRED GIFTS (since first year of record)

Current Deferred



We gratefully acknowledge the support given by FHSU alumni, friends, faculty, staff and students.

The FHSU Foundation's statistics published here represent its financial standing as of **June 30, 2019**, the end of the most current fiscal year.

An honor roll of every donor from whom a gift was received between **July 1, 2018** and **June 30, 2019**, is available on the Foundation website under the link "Donor Recognition" at <https://foundation.fhsu.edu>.

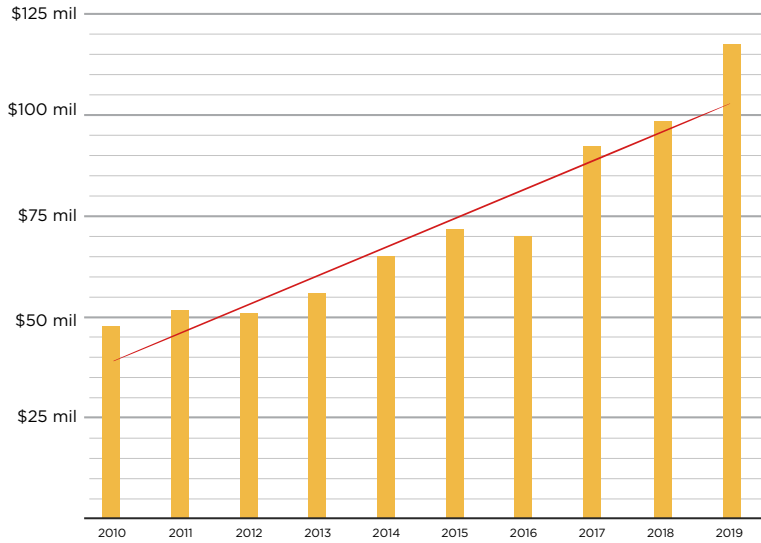
STATEMENT OF ASSETS, LIABILITIES & NET ASSETS (Prepared on a cash basis)

Assets	June 30, 2019	June 30, 2018	June 30, 2017
Cash	\$ 77,264	\$ 72,588	\$ 103,679
Investments at Market	103,038,364	89,359,439	82,946,646
Student Loan Program	126,682	135,493	159,742
Art & Coin Collection	232,451	159,194	170,301
Land, Buildings, and Equipment, Net	11,064,768	7,461,673	7,579,204
Other Investments	636,013	730,358	824,702
Other Assets	235,724	375,095	372,638
Total Assets	\$ 115,411,266	\$ 98,293,840	\$ 92,156,912
Liabilities & Net Assets			
Liabilities	\$ 692,698	\$ 682,889	\$ 717,497
Net Assets	114,718,568	97,610,951	91,439,415
Total Liabilities & Net Assets	\$ 115,411,266	\$ 98,293,840	\$ 92,156,912

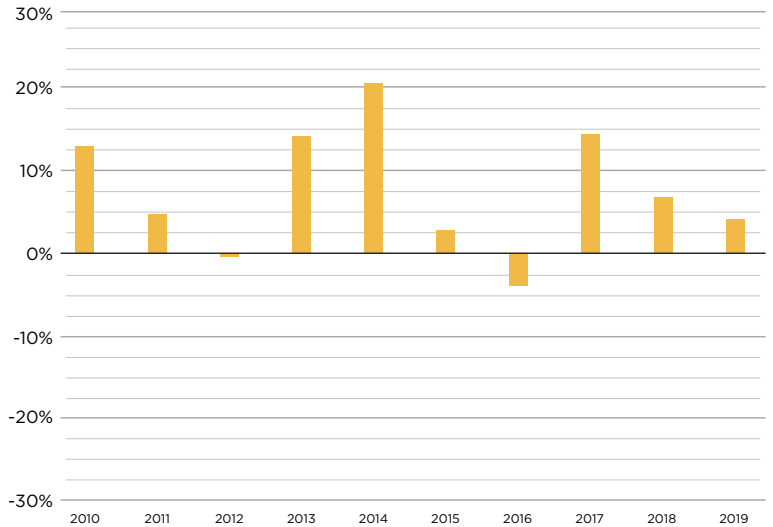
STATEMENT OF REVENUES AND EXPENSES (Prepared on a cash basis)

Revenues & Gains	June 30, 2019	June 30, 2018	June 30, 2017
Contributions			
Major Gifts	\$ 7,537,453	\$ 4,027,503	\$ 7,404,825
Bequests and Planned Gifts	11,919,092	2,707,281	10,057,010
Annual and Other	1,753,406	1,727,839	1,763,753
Total Contributions	21,209,951	8,462,623	19,225,588
Investment Return	2,996,737	5,398,937	9,220,239
Other Revenues	1,540,860	721,411	1,704,900
Total Revenues	\$ 25,747,548	\$ 14,582,971	\$ 30,150,727
Expenses			
Scholarships	\$ 2,541,725	\$ 2,334,456	\$ 2,002,228
Other University Support	3,307,634	3,729,394	3,505,634
Foundation Operating Expenses	2,254,447	1,953,749	1,850,301
Campaign Expenses	33,874	83,568	61,210
Campus Call Expenses	35,956	33,893	38,202
Other	466,295	276,375	276,186
Total Expenses	\$ 8,639,931	\$ 8,411,435	\$ 7,733,761
Net Change for the Year	\$ 17,107,617	\$ 6,171,536	\$ 22,416,966
Net Assets at Beginning of Year	97,610,951	91,439,415	69,022,449
Net Assets at End of Year	114,718,568	97,610,951	91,439,415

GROWTH OF ASSETS



LONG-TERM INVESTMENT PERFORMANCE



FUND EXPENDITURES AND SCHOLARSHIPS

