

The background image is a photograph of a fountain at night. The fountain's jets are illuminated, creating a spray of water droplets that catch the light. In the background, a large, multi-story building with arched windows is visible, its facade lit up. The overall scene is dark, with the primary light sources being the fountain's lights and the building's interior lights.

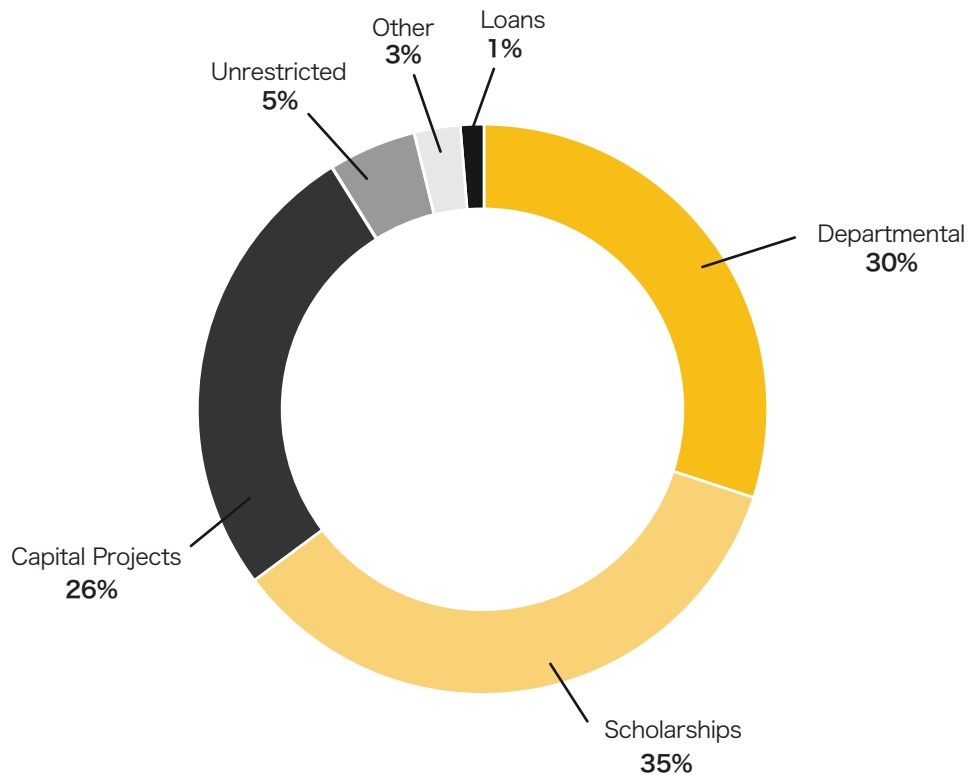
**FORT HAYS STATE UNIVERSITY FOUNDATION**  
**FINANCIAL REPORT**

---

JULY 1, 2022 - JUNE 30, 2023

# PURPOSE OF GIFTS

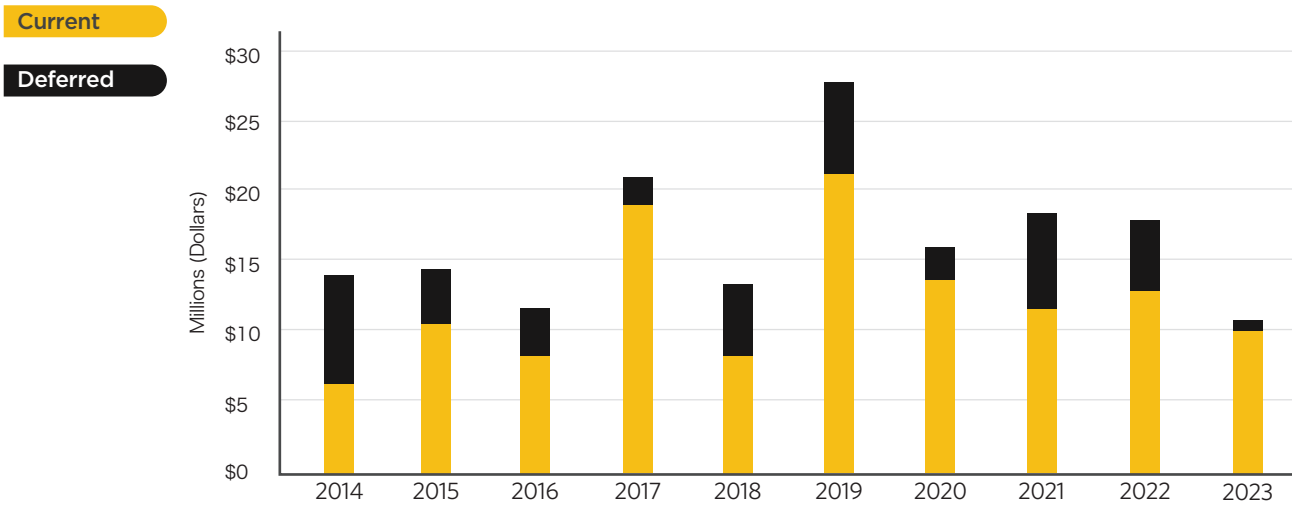
5,779 Donors — \$10.06 Million



We gratefully acknowledge the support given by FHSU alumni, friends, faculty, staff, and students.

The FHSU Foundation's statistics published here represent its financial standing as of June 30, 2023, the end of the most current fiscal year.

## TOTAL GIFTS RECEIPTED & DEFERRED GIFTS



“ The Foundation witnessed several positive outcomes throughout fiscal year 2023. Our investment performance exceeded our benchmark by 213 basis points and helped propel the total net assets north of \$150 million. The endowment distributed and made available \$3,173,004 to campus funds, and more importantly, more than \$3 million was awarded to on-campus and online students for the second year in a row.

The generosity of nearly 5,800 donors was felt across campus and impacted Fort Hays State University students, faculty, and staff. In today’s uncertain economic climate, the Foundation strives to provide the university with sustainable and consistent support in preparing its students for the future.”

- Jason Ball  
FHSU Foundation CFO

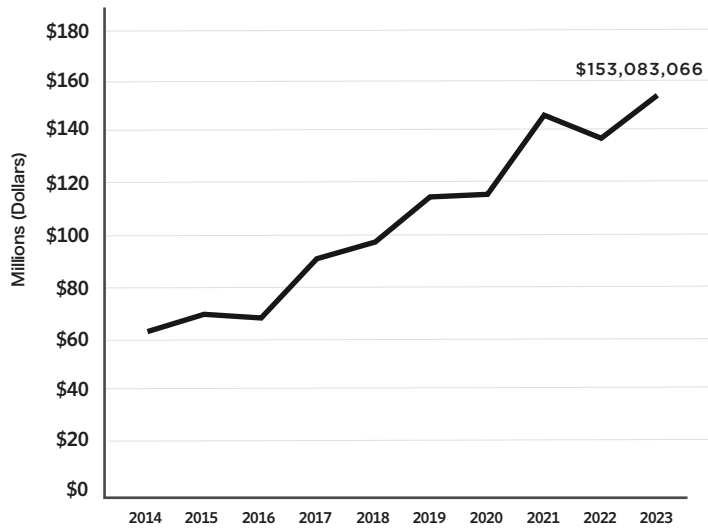
## STATEMENT OF ASSETS, LIABILITIES & NET ASSETS (Prepared on a cash basis)

<b>Assets</b>	<b>June 30, 2023</b>	<b>June 30, 2022</b>	<b>June 30, 2021</b>
Cash	\$ 823,828	\$ 595,776	\$ 185,856
Investments at Market	139,360,736	123,552,747	128,982,418
Student Loan Program	317,911	243,520	220,941
Art & Coin Collection	64,738	164,862	166,734
Land, Buildings, and Equipment, Net	12,314,296	12,372,338	15,637,200
Other Investments	262,407	379,929	510,092
Other Assets	201,377	190,155	231,674
<b>Total Assets</b>	\$ 153,345,293	\$ 137,499,327	\$ 145,934,915
<b>Liabilities &amp; Net Assets</b>			
Liabilities	\$ 262,227	\$ 310,350	\$ 448,426
Net Assets	153,083,066	137,188,977	145,486,489
<b>Total Liabilities &amp; Net Assets</b>	\$ 153,345,293	\$ 137,499,327	\$ 145,934,915

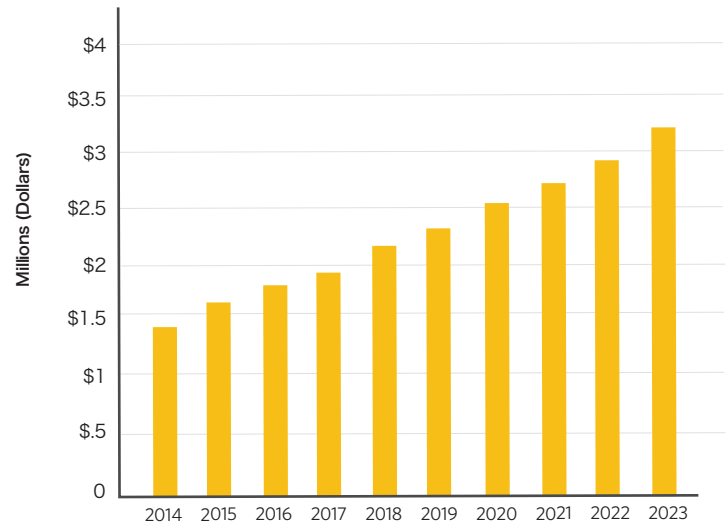
## STATEMENT OF REVENUES AND EXPENSES (Prepared on a cash basis)

<b>Revenues &amp; Gains</b>	<b>June 30, 2023</b>	<b>June 30, 2022</b>	<b>June 30, 2021</b>
Major Gifts	\$ 5,268,516	\$ 8,369,335	\$ 6,962,627
Bequests and Planned Gifts	2,365,249	2,559,737	3,289,072
Annual and Other	2,426,994	1,915,026	1,718,560
<b>Total Contributions</b>	10,060,759	12,844,098	11,970,259
Investment Return	14,171,262	(13,150,151)	25,354,354
Other Revenues	1,930,067	1,874,534	1,347,912
<b>Total Revenues</b>	\$ 26,162,088	\$ 1,568,481	\$ 38,672,525
<b>Expenses</b>			
Scholarships	\$ 3,339,382	\$ 3,017,539	\$ 2,806,602
Other University Support	2,758,553	2,896,855	3,864,334
Foundation Operating Expenses	3,258,005	2,884,175	2,656,444
Campaign Expenses			17,511
Other	962,279	934,774	769,785
<b>Total Expenses</b>	\$ 10,318,219	\$ 9,733,343	\$ 10,114,676
Net Change for the Year	15,894,089	(8,297,512)	28,982,626
Net Assets at Beginning of Year	137,188,977	145,486,489	116,503,863
Net Assets at End of Year	\$ 153,083,066	\$ 137,188,977	\$ 145,486,489

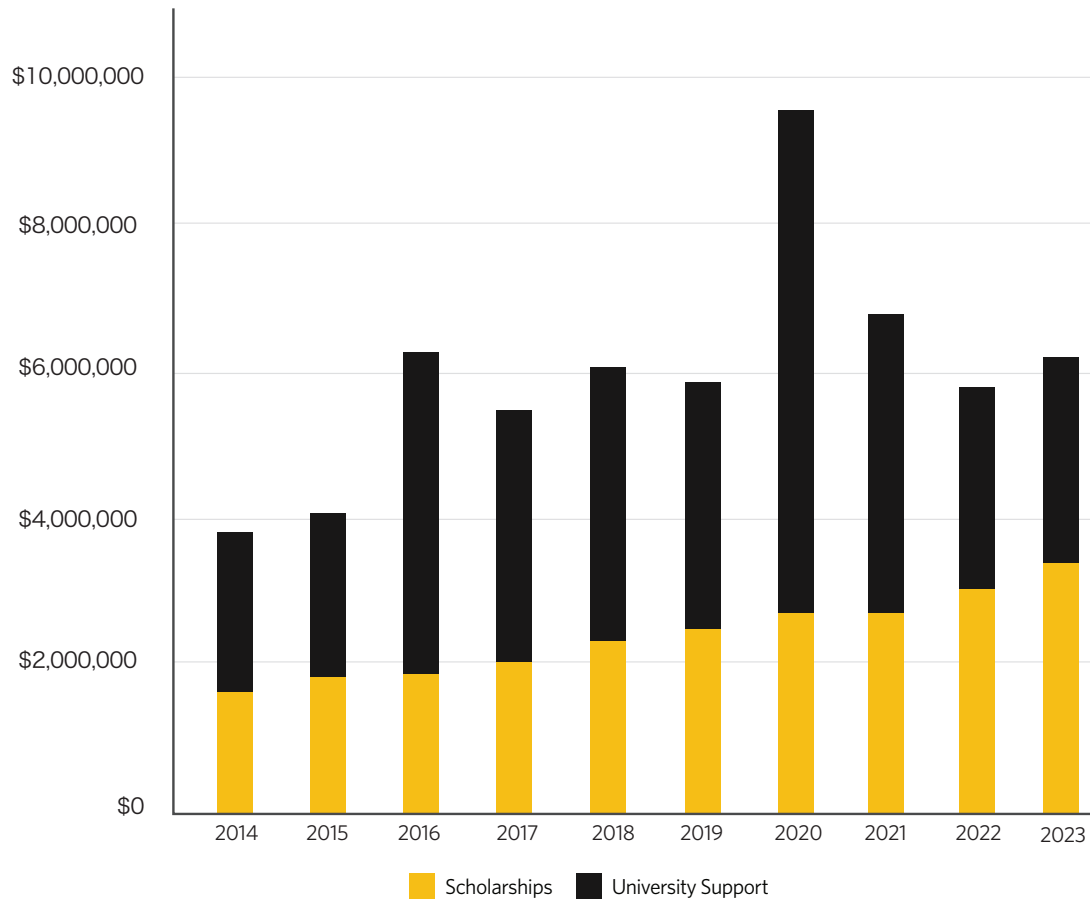
## GROWTH OF ASSETS



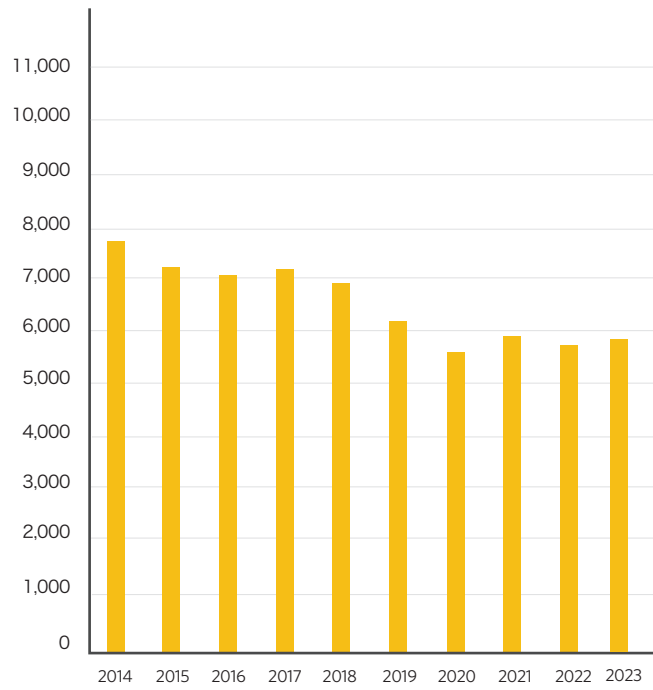
## ENDOWMENT DISTRIBUTIONS TO FHSU



## FOUNDATION SCHOLARSHIPS & UNIVERSITY SUPPORT



## NUMBER OF DONORS



## SCHOLARSHIPS

