

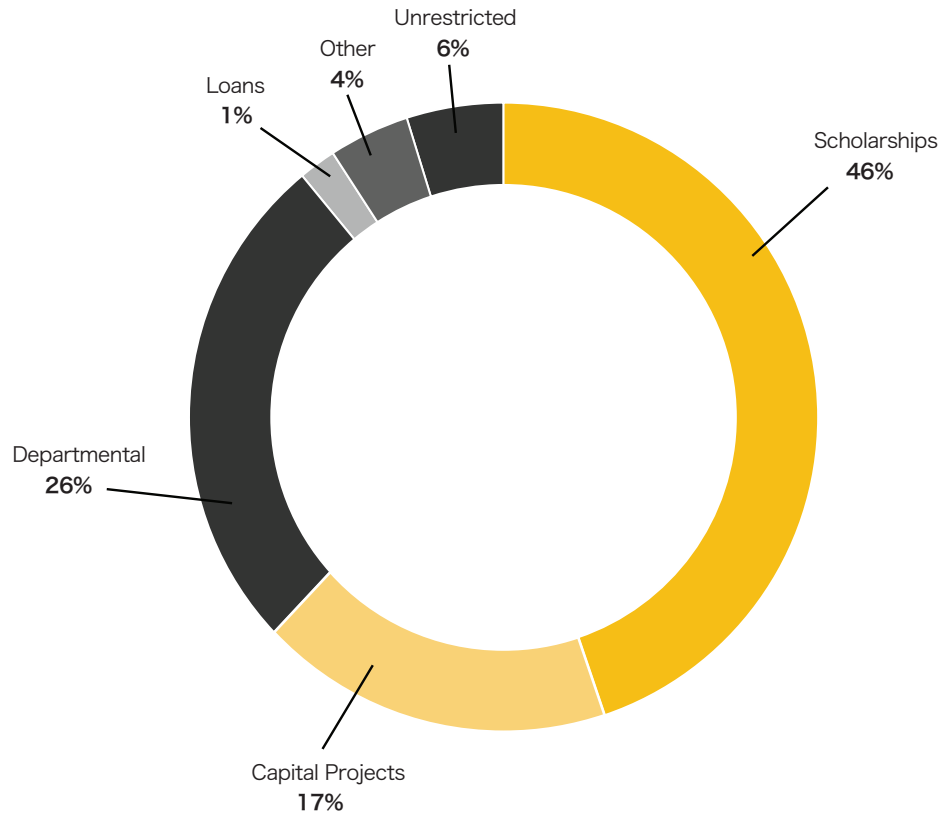
FORT HAYS STATE UNIVERSITY FOUNDATION FINANCIAL REPORT

JULY 1, 2023 - JUNE 30, 2024



PURPOSE OF GIFTS

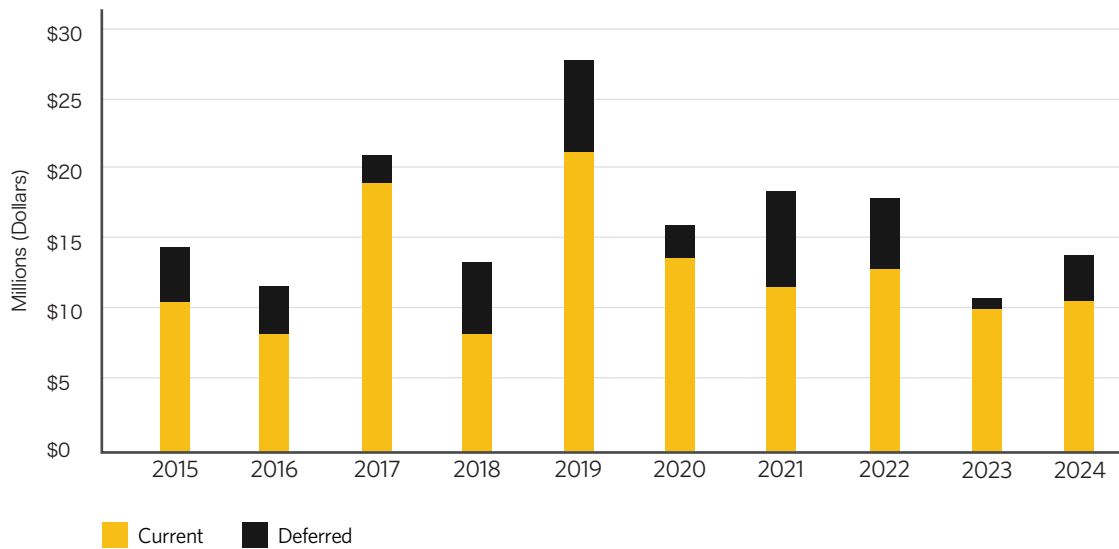
5,812 Donors — \$10.2 Million



We gratefully acknowledge the support given by FHSU alumni, friends, faculty, staff, and students.

The FHSU Foundation’s statistics published here represent its financial standing as of June 30, 2024, the end of the most current fiscal year.

TOTAL GIFTS RECEIPTED & DEFERRED GIFTS



“ The Foundation continued to deliver positive outcomes throughout fiscal year 2024. Our investment performance exceeded our benchmark by seven basis points with a portfolio return of 14.83 percent. The generosity of more than 5,800 donors, contributing nearly \$13 million, resulted in the growth of our total net assets to nearly \$175 million. The endowment distributed and made available \$3,446,769 to campus funds, and a record-setting \$3.5 million was awarded in scholarships to students on campus, online, and across the globe. Thanks to the generosity of our donors, Fort Hays State University continues to thrive. Their support has empowered students to pursue their educational goals and strengthened the university’s programs and offerings. Together, we are creating lasting opportunities for student success and fostering a brighter future for our entire university community. The FHSU Foundation and the university thank you for your generosity and support. ”

Jason Ball

FHSU Foundation CFO

(785) 628-5620 | foundation@fhsu.edu | foundation.fhsu.edu

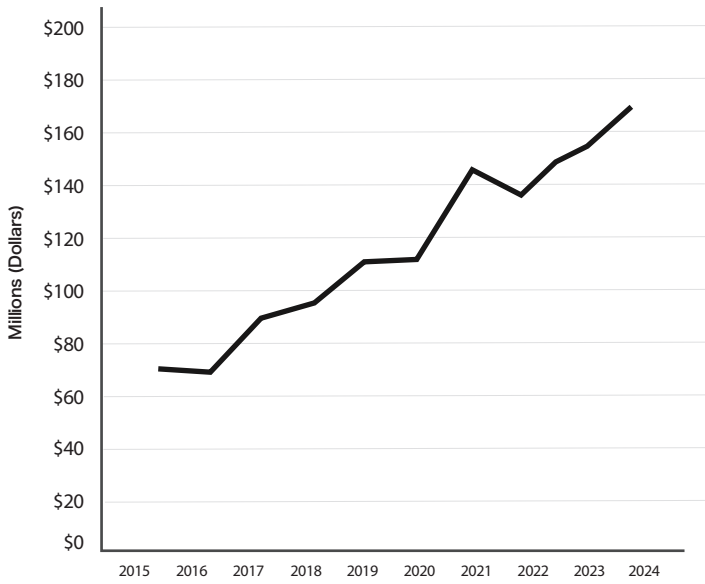
STATEMENT OF ASSETS, LIABILITIES & NET ASSETS (Prepared on a cash basis in dollars)

Assets	June 30, 2024	June 30, 2023	June 30, 2022
Cash	1,275,375	823,828	595,776
Investments at Market	160,741,741	139,360,736	123,552,747
Student Loan Program	284,063	317,911	243,520
Art & Coin Collection	62,238	64,738	164,862
Land, Buildings, and Equipment, Net	12,155,781	12,314,296	12,372,338
Other Investments	249,607	262,407	379,929
Other Assets	208,606	201,377	190,155
Total Assets	<u>174,977,411</u>	<u>153,345,293</u>	<u>137,499,327</u>
Liabilities & Net Assets			
Liabilities	274,003	262,227	310,350
Net Assets	<u>174,703,408</u>	<u>153,083,066</u>	<u>137,188,977</u>
Total Liabilities & Net Assets	<u>174,977,411</u>	<u>153,345,293</u>	<u>137,499,327</u>

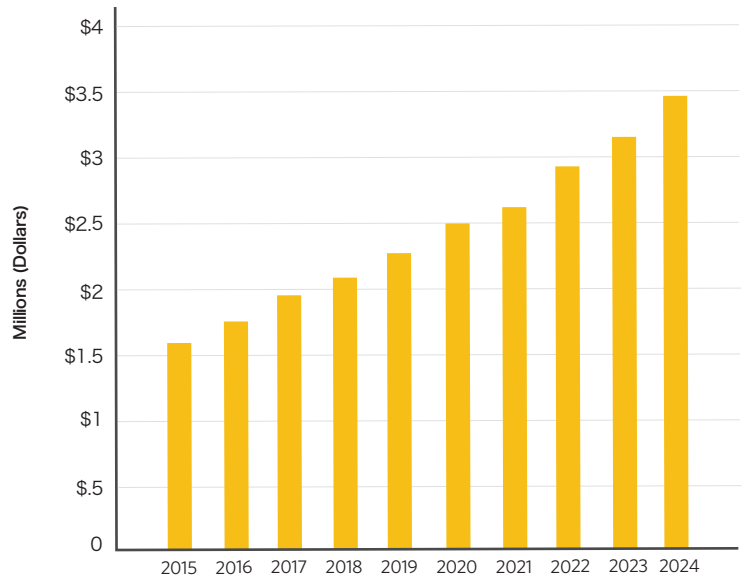
STATEMENT OF REVENUES AND EXPENSES (Prepared on a cash basis in dollars)

Revenues & Gains	June 30, 2024	June 30, 2023	June 30, 2022
Total Contributions	10,199,194	10,060,759	12,844,098
Investment Return	20,538,784	14,171,262	(13,150,151)
Other Revenues and Changes	2,158,211	1,980,287	1,874,534
Total Revenues	<u>32,896,189</u>	<u>26,212,308</u>	<u>1,568,481</u>
Expenses			
Scholarships	3,544,724	3,339,382	3,017,539
Other University Support	2,763,063	2,758,553	2,896,855
Foundation Operating Expenses	4,019,178	3,258,005	2,884,175
Other Expenses and Changes	948,882	962,279	1,067,424
Total Expenses	<u>11,275,847</u>	<u>10,318,219</u>	<u>9,865,993</u>
Net Change for the Year	21,620,342	15,894,089	(8,297,512)
Net Assets at Beginning of Year	<u>153,083,066</u>	<u>137,188,977</u>	<u>145,486,489</u>
Net Assets at End of Year	<u>174,703,408</u>	<u>153,083,066</u>	<u>137,188,977</u>

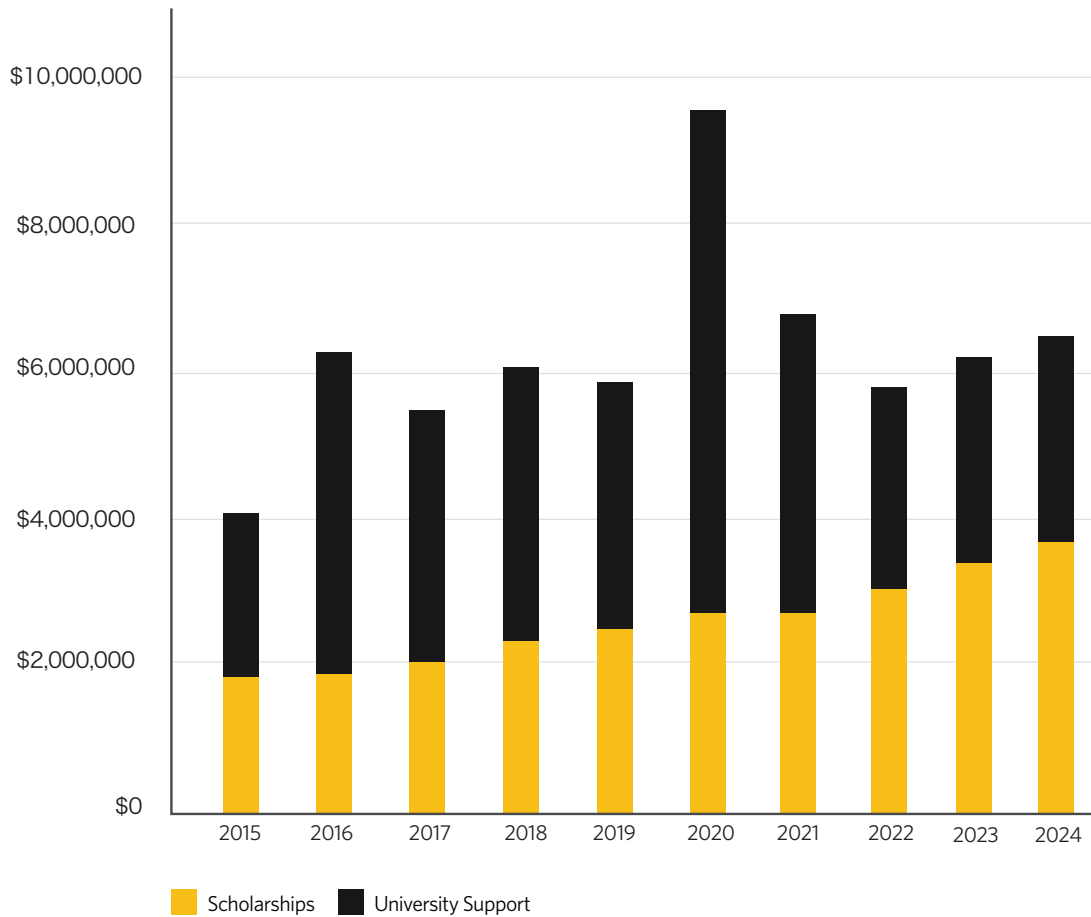
GROWTH OF NET ASSETS



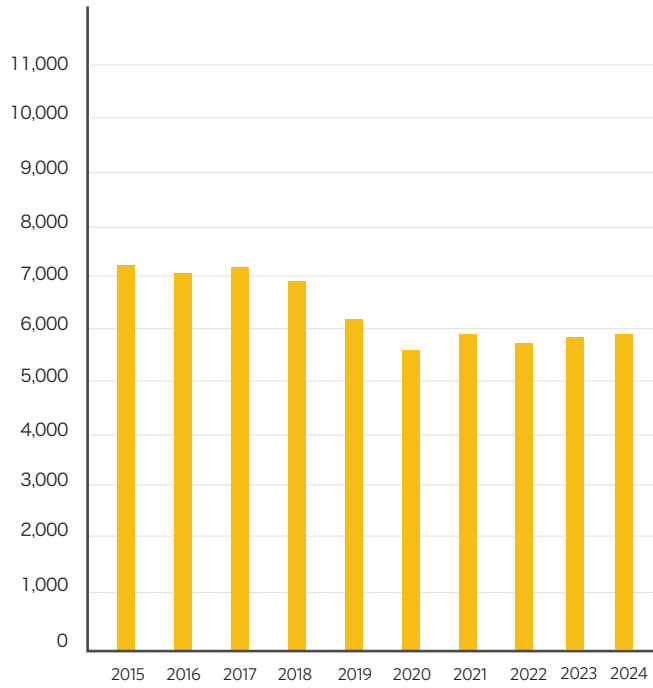
ENDOWMENT DISTRIBUTIONS TO FHSU



FOUNDATION SCHOLARSHIPS & UNIVERSITY SUPPORT



NUMBER OF DONORS



SCHOLARSHIPS

